



Globus Power Generation Ltd.

Dated: 29.06.2020

To,

BSE Limited  
P. J. Towers, Dalal Street,  
Mumbai – 400 001

**SUB: AUDITED FINANCIAL RESULTS AND AUDITOR'S REPORT FOR THE QUARTER AND YEAR ENDED 31<sup>ST</sup> MARCH, 2020**

Dear Sir,

Pursuant to the Regulation 33 of Securities and Exchange Board of India (Listing Obligations and Disclosure Requirements) Regulations, 2015 ("Listing Regulations"), please find enclosed herewith the Audited Financial Results and Auditor's Report of the Company for the quarter and year ended 31<sup>st</sup> March, 2020.

You are requested to take the same on your records.

Thanking You,

Yours faithfully,

For Globus Power Generation Limited

For Globus Power Generation Limited.

company secretary

Urmil Kakkar  
(Company Secretary)

CIN NO.: L40300RJ1985PLC047105

REGD. OFFICE : Shyam House, Plot No. 3, Amrapali Circle, Vaishali Nagar, Jaipur, Rajasthan-302021 | Ph.: 0141-4025020

E-mail : globuscdl@gmail.com | Website : www.gpgl.in



*Padam Dinesh & Co.*  
Chartered Accountants

11/6-B, IInd Floor, Shanti Chambers,  
Pusa Road, New Delhi - 110 005

Independent Auditor's Report On Quarterly IND AS Financial Results and Year to Date Results of the Company for the quarter and year ended as on 31.03.2020 Pursuant to the Regulation 33 of the SEBI (Listing Obligations and Disclosure Requirements) Regulations, 2015

**TO THE BOARD OF DIRECTORS  
GLOBUS POWER GENERATION LIMITED**

1. We have audited the accompanying Statement of IND – AS Financial Results of **GLOBUS POWER GENERATION LIMITED** (“the Company”) for the quarter and year ended March 31, 2020 (“the Statement”), being submitted by the Company pursuant to the requirements of Regulation 33 of the SEBI (Listing Obligations and Disclosure Requirements) Regulations, 2015, as modified by Circular No. CIR/CFD/FAC/62/2016 dated July 5, 2016.
2. This Statement is the responsibility of the Company’s Management and is approved by the Board of Directors. The Statement, as it relates to the quarter ended March 31, 2020, has been compiled from the related interim financial statements prepared in accordance with Indian Accounting Standard 34 “Interim Financial Reporting” (Ind AS 34) and as it relates to the year ended March 31, 2020, has been compiled from the related annual financial statements prepared in accordance with Indian Accounting Standards, prescribed under Section 133 of the Companies Act, 2013, read with relevant rules issued there under and other accounting principles generally accepted in India. Our responsibility is to express an opinion on the Statement based on our audits of such interim financial statements and annual financial statements.
3. We conducted our audit in accordance with the Standards on Auditing issued by the Institute of Chartered Accountants of India. Those Standards require that we comply with ethical requirements and plan and perform the audit to obtain reasonable assurance about whether the Statement is free from material misstatement.


An audit involves performing procedures to obtain audit evidence about the amounts and the disclosures in the Statement. The procedures selected depend on the auditor’s judgment, including the assessment of the risks of material misstatement of the Statement, whether due to fraud or error. In making those risk assessments, the auditor considers internal financial controls relevant to the Company’s preparation and fair presentation of the Statement in order to design audit procedures that are appropriate in the circumstances, but not for the purpose of expressing an opinion on the effectiveness of the Company’s internal financial controls. An audit also includes evaluating the appropriateness of the accounting policies used and the reasonableness of the accounting estimates made by the Management, as well as evaluating the overall presentation of the Statement.



We believe that the audit evidence obtained by us, is sufficient and appropriate to provide a basis for our audit opinion.

4. In our opinion and to the best of our information and according to the explanations given to us, the Statement:
- a. is presented in accordance with the requirements of Regulation 33 of the SEBI (Listing Obligations and Disclosure Requirements) Regulations, 2015, as modified by Circular No. CIR/CFD/FAC/62/2016 dated July 5, 2016; and
  - b. gives a true and fair view in conformity with the aforesaid Indian Accounting Standards and other accounting principles generally accepted in India of the profit and total comprehensive income for the period and other financial information of the Group for the quarter and year ended March 31, 2020.

For Padam Dinesh & Co.  
Chartered Accountants  
FRN: 009061N

  
CA Rakesh Aggarwal  
Partner  
M.No 084226  
Place : New Delhi



DATE 29 JUNE 2020

Globus Power Generation Limited  
 ( Formerly Known as Globus Constructors & Developers Limited )  
 CIN: L40300RJ1985PLC047105 E mail: globuscdd@gmail.com Ph: 0141-4025020  
 Regd Off: Shyam House, Plot No 3, Amrapali Circle, Vaishali Nagar, Jaipur-302021  
 Corp Off: A-60 Naraina Industrial Area, Phase-1, New Delhi-110028




Statement Of Audited Financial Results for the Quarter Ended 31st March 2020

S.No	Particulars	( Rs in Lakhs)				
		3 months ended 31/03/2020 (1) Reviewed	Preceding 3 months ended 31/12/2019 (2) Reviewed	Corresponding 3 months ended 31/03/2019 (3) Reviewed	Year to Date 31/03/2020 (4) Audited	Year Ended 31/03/2019 (5) Audited
1	Revenue From Operations	0.00	0.00	0.00	0.00	0.00
2	Other Income	0.00	0.00	0.00	0.00	0.00
3	<b>Total Revenue (1+2)</b>	<b>0.00</b>	<b>0.00</b>	<b>0.00</b>	<b>0.00</b>	<b>0.00</b>
4	<b>Expenses</b>					
	a. Purchase of Stock In trade	0.00	0.00	0.00	0.00	0.00
	b. Changes in inventories of Finished goods, work in progress and stock in trade.	0.00	0.00	0.00	0.00	0.00
	c. Employees benefits expense	7.54	7.97	9.18	32.88	30.47
	d. Finance Costs	0.00	0.00	0.00	0.00	0.00
	e. Depreciation and amortisation expense	0.00	0.00	0.00	0.00	0.00
	f. Other expenses	7.04	2.89	2.60	40.78	37.12
	<b>Total Expenses</b>	<b>14.58</b>	<b>10.86</b>	<b>11.79</b>	<b>73.66</b>	<b>67.60</b>
5	<b>Profit/(Loss) before Exceptional Items &amp; Tax (3-4)</b>	<b>(14.58)</b>	<b>(10.86)</b>	<b>(11.79)</b>	<b>(73.66)</b>	<b>(67.60)</b>
6	Exceptional items	10.74	0.00	10.81	10.74	10.81
7	<b>Profit/(Loss) before Tax (5-6)</b>	<b>(25.33)</b>	<b>(10.86)</b>	<b>(22.59)</b>	<b>(84.40)</b>	<b>(78.40)</b>
8	Tax expense	0.86	0.00	0.96	0.86	0.96
9	<b>Profit / (Loss) after tax from continuing operations (7-8)</b>	<b>(26.19)</b>	<b>(10.86)</b>	<b>(23.56)</b>	<b>(85.26)</b>	<b>(79.37)</b>
10	Profit/(loss) from discontinued operations before Tax	0.00	0.00	0.00	0.00	0.00
11	Tax expense of discontinued operations	0.00	0.00	0.00	0.00	0.00
12	<b>Profit/(loss) from discontinued operations (after tax) (10+11)</b>	<b>0.00</b>	<b>0.00</b>	<b>0.00</b>	<b>0.00</b>	<b>0.00</b>
13	<b>Profit (Loss) for the period (9+12)</b>	<b>(26.19)</b>	<b>(10.86)</b>	<b>(23.56)</b>	<b>(85.26)</b>	<b>(79.37)</b>
14	Other Comprehensive Income					
	<b>Items that will not be reclassified to profit or loss</b>	<b>(175.98)</b>	<b>62.66</b>	<b>(180.68)</b>	<b>10.67</b>	<b>10.23</b>

15	Total Comprehensive Income for the period [Comprising Profit (Loss) for the period (after tax) and Other Comprehensive Income ( Net of tax )] (13+14)	(202.17)	51.80	(204.24)	(74.59)	(69.14)
16	Paid up Equity share capital (Face value of share Rs. 10- each)	9894.85	9894.85	9894.85	9894.85	9894.85
17	Earnings per equity share (of RS. 10/-each) (non annualised)					
	(1) Basic	(0.20)	0.05	(0.21)	(0.08)	(0.07)
	(2) Diluted	(0.20)	0.05	(0.21)	(0.08)	(0.07)

**Notes**

1. The above results for the quarter ended 31st March, 2020 are reviewed by the audit committee and taken on record by the board of directors in their meeting held on 29.06.2020.
2. The above results are Ind-AS compliant. The management has exercised necessary due diligence to ensure that the financial results provide a true and fair view of it's affairs as per Ind-As.
3. The figure for the quarter ended 31st March, 2020 have been derived by subtracting amounts reported for the nine months ended 31st December, 2019 from the reported amounts of the year ended 31 sth March 2020. (i.e. Balancing figure for Twelve months and Nine months)
4. Statement of Assets & Liabilities attached.



For & on behalf of Board of Directors of  
**Globus Power Generation Ltd**  
 for Globus Power Generation Limited

Place: NEW DELHI

Date: 29 JUNE 2020

Director

Director

# Globus Power Generation Limited

( Formerly Known as Globus Constructors & Developers Limited )

CIN: L40300RJ1985PLC047105 E mail: globuscdl@gmail.com Ph: 0141-4025020

Regd Off: Shyam House, Plot No 3, Amrapali Circle, Vaishali Nagar, Jaipur-302021

Corp Off: A-60 Naraina Industrial Area,Phase-1, New Delhi-110028

## Extracts Of Audited Financial Results for the Quarter Ended 31st March 2020

Particulars	3 months ended	Corresponding 3 months ended	Year to Date
	31/03/2020	31/03/2019	31/03/2020
	(1)	(2)	(3)
	Reviewed	Reviewed	Audited
<b>Total Income from Operations</b>	0.00	0.00	0.00
<b>Net Profit/(Loss) for the period (before Tax, Exceptional items)</b>	(14.58)	(11.79)	(73.66)
<b>Net Profit/(Loss) for the period before Tax ( after Exceptional items )</b>	(25.33)	(22.59)	(84.40)
<b>Net Profit/(Loss) for the period after Tax ( after Exceptional a items )</b>	(26.19)	(23.56)	(85.26)
<b>Total Comprehensive Income for the year (comprising Profit/(Loss) for the period (after Tax) and Other Comprehensive Income(after tax))</b>	(202.17)	(204.24)	(74.59)
<b>Equity Share Capital (Paid up) (Face Value of the share Rs.10/-each)</b>	9,894.85	9,894.85	9,894.85
<b>Reserve (excluding Revaluation Reserves as per Audited Balance Sheet of previous accounting year)</b>	6793.80	6724.66	6793.80
<b>Earnings Per Share ( of Rs 10/- each) (not annualised)</b>			
a) Basic	(0.20)	(0.21)	(0.08)
b) Diluted	(0.20)	(0.21)	(0.08)

### Notes

1. The Financial Results for the quarter ended 31.03.2020 have been reviewed by the Audit Committee and approved by the Board of Directors at their meetings held on 29.06.2020. The said results has been reviewed by the Statutory Auditors of the Company.

2. The above is an extract of the detailed format of the Quarterly ended 31.03.2020 financial results filed with stock exchange pursuant to regulations 33 of the Securities and Exchange Board of India (Listing Obligation and Disclosure Requirements) Regulation 2015. The Full format of these results, are available on the stock exchange website BSE [www.bseindia.com](http://www.bseindia.com) and on Company's website [www.gpgl.in](http://www.gpgl.in).

By Order of the board  
For Globus Power Generation Limited  
Globus Power Generation Limited

Place : New Delhi

Date : 29 JUNE 2020

Director

Director

**Globus Power Generation Limited**

( Formerly Known as Globus Constructors & Developers Limited )

CIN: L40300RJ1985PLC047105 E mail: globuscdl@gmail.com Ph: 0141-4025020, 011-25895622

Regd Off: Shyam House, Plot No 3, Amrapali Circle, Vaishali Nagar, Jaipur-302021

Corp Off: A-60 Naraina Industrial Area,Phase-1, New Delhi-110028

**Statement of Assets & Liabilities**

Particulars	Amount ( Rs In Lakhs)	
	As At 31.03.2020 Audited	As At 31.03.2019 Audited
<b>ASSETS</b>		
<b>(1) Non-current assets</b>		
(a) Property, Plant & Equipment	4.78	4.78
<b>(b) Financial Assets</b>		
(i) Investments	1.08	10.81
(ii) Trade Receivables	3,881.09	4,906.47
(iii) Loan & Advances	-	0.94
(C) Deferred Tax Assets	3.62	4.49
<b>(2) Current assets</b>		
<b>(a) Financial Assets</b>		
(i) Cash and Cash Equivalents	4.55	5.05
(ii) Other Current Assets	0.93	0.83
(b) Current Tax Asset (Net)	-	1.28
<b>Total</b>	<b>3,896.05</b>	<b>4,934.65</b>
<b>EQUITY AND LIABILITIES</b>		
<b>(1) Equity</b>		
(a) Equity Share Capital	9,894.85	9,894.85
(b) Other Equity	(6,868.39)	(6,793.80)
	3,026.46	3,101.05
<b>(2) Liabilities</b>		
<b>Non Current Liabilities</b>		
<b>(a) Financial Liabilities</b>		
(i) Trade Payables	541.20	1,462.84
(ii) Other Financial Liabilities	324.98	365.54
<b>(3) Current Liabilities</b>		
<b>(a) Financial Liabilities</b>		
(i) Other Financial Liabilities	3.24	5.07
(b) Other Current Liabilities	0.17	0.15
<b>Total Equity &amp; Liabilities</b>	<b>3,896.05</b>	<b>4,934.65</b>



# GLOBUS POWER GENERATION LIMITED

(Formerly known as Global Constructors & Developers Limited)

CIN: L40300RJ1985PLC047105 E mail: globusedl@gmail.com Ph: 0141-4025020

Regd Off: Shyam House, Plot No 3, Amrapali Circle, Vaishali Nagar, Jaipur-302021

Cor Off: A-60, Naraina Industrial Area, Phase-1, New Delhi-110028

Rs. In Lakh

## CASH FLOW STATEMENT FOR THE YEAR ENDED ON 31ST MARCH 2020

Particulars	For Year Ended 31st March 2020 Amount (In Rs.)	For Year Ended 31st March 2019 Amount (In Rs.)
<b>I. Cash flow from operating activities</b>		
Profit / (Loss) before tax	(85.26)	(79.37)
<b>Adjustments for:-</b>		
Depreciation	-	-
Add: Fair value gain/ (loss) on Financial assets/ Liabilities	10.67	10.23
Add: Provision for Doubtful Advances	1.10	-
Add: Provision for Diminution in Investment	9.64	10.81
<b>Operating Profit Before working Capital Changes</b>	<b>(63.85)</b>	<b>(58.33)</b>
Less: Income Tax Adjustments	-	-
(Increase)/ decrease in Current Tax Assets	1.18	(1.20)
Increase/ (decrease) in current liabilities	(1.82)	(6.53)
(Increase)/ decrease in Loan & Advances	(0.15)	-
Deferred Tax Asset	0.86	0.96
(Increase)/ decrease in Trade Receivables ( Non Current)	1,025.38	197.62
Increase/ ( Decrease) of Trade Payables ( Non Current)	(921.64)	(65.16)
<b>Net Cash flow from operating activities before tax</b>	<b>39.96</b>	<b>67.35</b>
<b>Less: Tax Paid</b>		
<b>Net Cash flow from operating activities (A)</b>	<b>39.96</b>	<b>67.35</b>
<b>II. Cash flow from investing activities</b>		
(Increase)/ decrease in Non Current Investments	0.09	0.01
(Increase)/ decrease in Property, Plant & Equipments	-	-
<b>Net Cash flow from investing activities (B)</b>	<b>0.09</b>	<b>0.01</b>
<b>III. Cash flow from financing activities</b>		
Increase/ ( Decrease) of Long Term Liabilities	(40.55)	(70.99)
<b>Net Cash flow from financing activities (C)</b>	<b>(40.55)</b>	<b>(70.99)</b>
<b>IV. Net increase/(decrease) in A+B+C</b>	<b>(0.50)</b>	<b>(3.63)</b>
Add: Opening balance of cash & cash equivalent	5.05	8.68
Closing balance of cash & cash equivalent	<b>4.55</b>	<b>5.05</b>

Note: The Cash Flow statement has been prepared following the Indirect method as set out in IND AS-7 'Statement of Cash Flows'.



for and on behalf of the Board of Directors of  
Globus Power Generation Ltd

of Globus Power Generation Limited

*(Signature)*  
Director

Date: 29 JUNE 2020

Place : New Delhi

Director





Globus Power Generation Ltd.

**Dated: 29<sup>th</sup> June, 2020**

**To,**

The Manager,  
Department of Corporate Services  
Bombay Stock Exchange Limited ("BSE")  
Phiroze Jeejeebhoy Towers  
Dalal Street, Mumbai – 400001  
Security Code – 526025  
Through BSE Listing Centre

Dear Sir(s),

**Sub – Declaration with respect to Audit Report with Unmodified Opinion to the Audited Financial Results for the Financial Year ended 31<sup>st</sup> March, 2020**


We hereby declare that Audited Financial Results for the Financial Year ended 31<sup>st</sup> March, 2020, which have been approved by the Board of Directors of the Company at their Meeting held today, i.e., 29<sup>th</sup> June, 2020, the Statutory Auditors have not expressed any modified or qualified opinion(s) in their Audit Report.

The above declaration is made pursuant to Regulation 33(3)(d) of the Securities and Exchange Board of India (Listing Obligations and Disclosure Requirements) Regulations, 2015 read with CIR/CFD/CMD/56/2016.

Thanking You,

Yours Sincerely

**For GLOBUS POWER GENERATION LIMITED**

  
**PAWAN KUMAR AGARWAL**

Director

**Director**

CIN NO.: L40300RJ1985PLC047105

REGD. OFFICE : Shyam House, Plot No. 3, Amrapali Circle, Vaishali Nagar, Jaipur, Rajasthan-302021 | Ph.: 0141-4025020  
CORPORATE OFFICE : A-60, Naraina Industrial Area, Phase-1, New Delhi-110028 | Ph.: 011-25895622 | Fax : 011-25792194  
E-mail : globuscdl@gmail.com | Website : www.gpgl.in